

DIRECTORATE OF HORTICULTURE, ORISSA, BHUBANESWAR.

Letter No. ISOP (H2) 2/2011 2/2888 Hort/ Dt. 12.8.11

To

The Horticulturist Rayagada / Gunupur/Nowarangapur / Chatrapur / Berhampur/  
Bhanjanagar/ Dhenkanal /Jajpur / Rairangpur /Nilagiri / Balasore/Bhadrak /  
Baripada/ Jeypore/ Koraput / Karanjia / Udala/ Nayagarh / Boudh/ Cuttack  
/Athagarh/Banki / Bargada / Padampur  
Asst.Horticulture Officer, Paralakhemundi / Kamakhyanagar/ Hindol/  
Nandanbana.

Sub: - Allotment of funds for implementation of Oil Palm Development Programme under ISOPOM Scheme for the year 2011-12.

Sir,

It is to inform you that, the Agriculture Department have sanctioned funds for Rs.209.05 lakh (Rs.158.46 lakhs in Normal and Rs.33.87 lakhs in SCP and Rs.16.72 lakhs in TASP) implementation of Oil Palm Development Programme Under ISOPOM Scheme for the year 2011-12 vide G.O No-16240/Ag dated 23.07.2011,16248/Ag dated 23.7.2011, 16256/Ag dated 23.7.2011 respectively. (Copies Enclosed).

2. Account Officer of this Directorate shall allot the funds to you separately through OTMS budget system.

3. The Scheme will operate on 75:25 basis between the Govt.of India and State Govt.

4. MPR of the scheme must be submitted to this Directorate by 1<sup>st</sup> day of each succeeding month through email-oilpalm.dho@gmail.com / fax /speed post in the prescribed format.

5. Expenditure must be made as per Government norms. No amount shall be kept in cash./in'shape of DCR/Bank Draft.

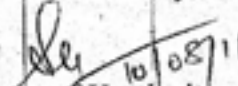
6. As per the concept of Gender Budgeting 33% women beneficiaries may be selected for availing such benefits.

7. Gram panchayat may be involved for selection of beneficiaries for component like Demonstration, Plantation etc.

8. The UC must be submitted to this Directorate after utilization funds completely by 15.3.2011.

Therefore, in enclosing the detail breakup funds statement for Rs.209.05 lakh. You are requested to implement the scheme under cooperation with the concerned MoU signed Company.

Yours faithfully,

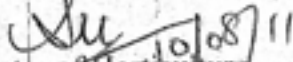


Director of Horticulture

Memo No. 2/2888

Hort./ Dt. 12.8.11

Copy along with copy of the Agriculture department sanction Order No. 16240/Ag dated 23.07.2011,16248/Ag dated 23.7.2011, 16256/Ag dated 23.7.2011 and breakup statements such as Normal,SCP,TASP to the Account Officer O/o the DH (O) for information & necessary action.

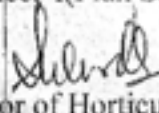
  
Director of Horticulture

P.T-0

Memo No. 2/2889

Hort./Dt. 12.8.11

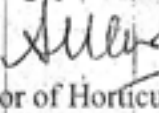
Copy along with copy of the Agriculture department sanction Order No. 16240/Ag dated 23.07.2011, 16248/Ag dated 23.7.2011, 16256/Ag dated 23.7.2011 and breakup statements such as Normal, SCP, TASP to the Section Officer-I (Plan Section) O/o the DH (O) for information & necessary action.

  
Director of Horticulture 10/08/11

Memo No. 2/2890

dated 12.8.11

Copy along with copy of the enclosure forwarded to the DDH Koraput / Berhampur / Cuttack / Dhenkanal / Baripada / Balasore / Sakhigopal / Phulbani for information and necessary action.

  
Director of Horticulture 10/08/11

Memo no. 2/2891

dated 12.8.11

Copy to Manager, M/s Lakshmi Balaji Oils Pvt Ltd, Karshaka Maharshi Hospital, Main Road, Parvatipuram, Vizianagaram, Andhra Pradesh, email-[drdjrao@gmail.com](mailto:drdjrao@gmail.com) / Godrej Oil Plantation Ltd, Opp- All India Radio Station, Padmanagar, Berhampur, email-[br.rao@godrejagrovet.com](mailto:br.rao@godrejagrovet.com) / M/s Ruchi Soya industries Ltd, MIG-11, Kalidaspur main Road, Opp- Suzuki Show room, Haripur (Post), Balaswar, email-[sudhansu.mishra96@gmail.com](mailto:sudhansu.mishra96@gmail.com) M/s 3f Oilpalm Agrotech Ltd, Station Road, Dhenkanal, email-[Debi123.2008@rediffmail.com](mailto:Debi123.2008@rediffmail.com) M/s Vaidehi Palm Pvt Ltd, Durga bazaar colony, Dassapalla, Nayagara -752084, email-[info@vaidehipalm.com](mailto:info@vaidehipalm.com), [ashutosh@vaidehipalm.com](mailto:ashutosh@vaidehipalm.com) for information and necessary action.

  
Director of Horticulture 10/08/11

Sl No.	Name of the Company	Name of the District	Name of Hort/AHO	2nd yr Maint @Rs3300/-		2008-09Plantation		New Plantation & 1st. maintRs.19200/-		2nd yr maint @Rs.10000/-		Farmers training @Rs.1500 0/- per training		Exposure Visit @Rs.5000/- per person		Exposure Visit for Officials		Pu blici ty	Contige ncies / Mobility & Ext.	Total		
				2010-11 Plant		2011-12 Plant		2010-11 Plant		Nos	Fin	Nos	Fin	Nos	Fin	Fin	Fin					
				Phy in ha	Fin in Rs	Phy in ha	Fin in Rs	Phy in ha	Fin in Rs												Phy in ha	Fin in Rs
	M/s Lakshmi Balaji Oils Pvt. Ltd., Rayagada	Nawarangapur	Nawarangpur		0		0	4	0.768		0	4	0.6	10	0.5				0.2	2.068		
			Total		0		0	4	0.768		0	4	0.6	10	0.5	0	0	0	0.2	2.068		
1		Koraput	Koraput	0	0		0	4	0.768	4	0.4		0	10	0.5				0.2	1.468		
2			Jeypore	300	9.9		0	4	0.768	4	0.4	4	0.6	10	0.5				0.2	11.968		
		Rayagada	Total	300	9.9	0	0	8	1.536	8	0.8	4	0.6	20	1	0	0		0.4	13.436		
3			Rayagada	Rayagada	300	9.9	100	4.1	2	0.384	6	0.6	2	0.3	10	0.5				0.2	15.384	
4				Gunupur	400	13.2	138	5.658	2	0.384	6	0.6	2	0.3	10	0.5				0.3	20.342	
	Total		700	23.1	238	9.758	4	0.768	12	1.2	4	0.6	20	1	0	0		0.5	35.726			
	Total Target			1000	33	238	9.758	16	3.072	20	2	12	1.8	50	2.5	0	0		1.1	51.23		
	M/s Godrej Oil Plantation Ltd. , Berhampur	Bargada	Bargada		0		0	3	0.576		0	4	0.6	10	0.5				0.2	1.876		
			Padampur		0		0	3	0.576		0	4	0.6	10	0.5				0.2	1.876		
			Total	0	0	0	0	6	1.152		8	1.2	20	1	0	0		0.4	3.752			
5		Ganjam	Berhampur	150	4.95	42.4	1.7384	5	0.96	5	0.5	4	0.6	10	0.5				0.2	8.9484		
6			Chhatrapur	150	4.95	143.29	5.8749	5	0.96	5	0.5	4	0.6	10	0.5				0.2	13.08489		
7			Bhanjanagar	200	6.6	196.91	8.0733	5	0.96	5	0.5	4	0.6	10	0.5				0.2	16.93331		
		Total	500	16.5	382.6	15.69	15	2.88	15	1.5	12	1.8	30	1.5	0	0		0.6	38.9666			
8	Gajapati	AHO.Pkd	100	3.3	17.4	0.7134	5	0.96	5	0.5	4	0.6	10	0.5				0.2	6.2734			
		Total	100	3.3	17.4	0.713	5	0.96	5	0.5	4	0.6	10	0.5	0	0		0.2	6.2734			
	Total Target			600	19.8	400	16.4	26	4.992	20	2	24	3.6	60	3	0	0		1.2	48.992		
9	M/s Food Fat & Fertilizers Ltd.,Dhenkanal	Dhenkanal	Dhenkanal	150	4.95	100	4.1	5	0.96	5	0.5	4	0.6	5	0.25				0.2	11.06		
10			AHO.K.nagar	150	4.95	30	1.23	5	0.96	5	0.5	4	0.6	5	0.25				0.2	8.19		
11			AHO.Hindol	100	3.3		0	5	0.96	5	0.5	3	0.45	5	0.25				0.1	5.06		
			Total	400	13.2	130	5.33	15	2.88	15	1.5	11	1.65	15	0.75	0	0		0.5	24.31		
		Cuttack	Cuttack		0		0	2	0.384		0	3	0.45	5	0.25				0.2	1.284		
			Athagarh		0		0	2	0.384		0	3	0.45	5	0.25				0.2	1.284		
			Banki		0		0	2	0.384		0	3	0.45	5	0.25				0.2	1.284		
			Total		0		0	6	1.152	0	0	9	1.35	15	0.75	0	0		0.6	3.852		
12		Jajpur	Jajpur	200	6.6	70	2.87	3	0.576	5	0.5	4	0.6	10	0.5				0.2	11.346		
			Total	200	6.6	70	2.87	3	0.576	5	0.5	4	0.6	10	0.5	0	0		0.2	11.346		
	Total Target			600	19.8	200	8.2	24	4.608	20	2	24	3.6	40	2	0	0		1.3	39.508		

13	M/s Ruchi Soya Industries Ltd., Balasore	Mayurbhanja	Baripada	100	3.3		0	4	0.768	5	0.5	4	0.6	10	0.5				0.2	5.368
14			Rairangpur	100	3.3		0	4	0.768	5	0.5	4	0.6	10	0.5				0.2	5.368
15			Udala	100	3.3		0	4	0.768	5	0.5	4	0.6	10	0.5				0.2	5.368
16			Karanja	100	3.3		0	4	0.768	5	0.5	4	0.6	10	0.5				0.2	5.368
			Total	400	13.2	0	0	16	3.072	20	2	16	2.4	40	2	0	0		0.8	21.472
		Bhadrak	Bhadrak		0		0	3	0.576		0	4	0.6	10	0.5				0.2	1.876
			Total		0		0	3	0.576	0	0	4	0.6	10	0.5	0	0		0.2	1.876
17		Balasore	Balasore	100	3.3		0	2	0.384	6	0.6	4	0.6	10	0.5				0.2	4.984
18			Nilagiri	100	3.3		0	2	0.384	4	0.4	4	0.6	10	0.5				0.2	4.984
			Total	200	6.6	0	0	4	0.768	10	1	8	1.2	20	1	0	0		0.4	9.968
	Total Target			600	19.8	0	0	23	4.416	30	3	28	4.2	70	3.5	0	0	0	1.4	33.316
5	Vaidei proprieties ltd	Nayagarh	Nayagarh	100	3.3		0	5	0.96	5	0.5	4	0.6	10	0.5				0.2	5.56
19			Nandanban		0		0	3	0.576		0	4	0.6	10	0.5				0.2	1.876
20			Total	100	3.3	0	0	8	1.536	5	0.5	8	1.2	20	1	0	0		0.4	7.436
		Boudh	Boudh	100	3.3		0	3	0.576	5	0.5	4	0.6	10	0.5				0.2	5.176
21			Total	100	3.3	0	0	3	0.576	5	0.5	4	0.6	10	0.5	0	0		0.2	5.176
	Total Target			200	6.6	0	0	11	2.112	10	1	12	1.8	30	1.5				0.6	12.612
22	Estt.Office r	DH(O)			0		0		0					0			6	3	4.4	13.4
	G.Total			3000	99	838	34.36	100	19.2	100	10	100	15	250	12.5	0	6	3	10	199.058

SI No.	Name of the Company	Name of the District	Name of Hort/AHO	Maintenance Under OPDP					
				2nd yr Maint @Rs3300/-		4th yr Maint @Rs4100/-		Total	
				2010-11 Plantation Prog		2008-09 Plantation Prog			
				Phy in ha	Fin in Rs	Phy in ha	Fin in Rs	Phy in ha	Fin in Rs
	M/s Lakshmi Balaji Oils Pvt. Ltd., Rayagada	Nawarangapur	Nawarangpur		0		0	0	0
			<b>Total</b>		0		0	0	0
1		Koraput	Koraput	0	0		0	0	0
2			Jeypore	300	9.9		0	300	9.9
			<b>Total</b>	<b>300</b>	<b>9.9</b>	<b>0</b>	<b>0</b>	<b>300</b>	<b>9.9</b>
3		Rayagada	Rayagada	300	9.9	100	4.1	400	14
4			Gunupur	400	13.2	138	5.658	538	18.858
	<b>Total</b>		<b>700</b>	<b>23.1</b>	<b>238</b>	<b>9.758</b>	<b>938</b>	<b>32.858</b>	
	<b>Total Target</b>			<b>1000</b>	<b>33</b>	<b>238</b>	<b>9.758</b>	<b>1238</b>	<b>42.758</b>
	M/s Godrej Oil Plantation Ltd. , Berhampur	Bargada	Bargada		0		0	0	0
			Padampur		0		0	0	0
			<b>Total</b>	<b>0</b>	<b>0</b>	<b>0</b>	<b>0</b>	<b>0</b>	<b>0</b>
5		Ganjam	Berhampur	150	4.95	42.4	1.7384	192.4	6.6884
6			Chhatrapur	150	4.95	143.29	5.87489	293.29	10.8249
7			Bhanjanagar	200	6.6	196.91	8.07331	396.91	14.6733
			<b>Total</b>	<b>500</b>	<b>16.5</b>	<b>382.6</b>	<b>15.6866</b>	<b>882.6</b>	<b>32.1866</b>
8	Gajapati	Pkd	100	3.3	17.4	0.7134	117.4	4.0134	
		<b>Total</b>	<b>100</b>	<b>3.3</b>	<b>17.4</b>	<b>0.7134</b>	<b>117.4</b>	<b>4.0134</b>	
	<b>Total Target</b>			<b>600</b>	<b>19.8</b>	<b>400</b>	<b>16.4</b>	<b>1000</b>	<b>36.2</b>
9	M/s Food Fat & Fertilizers Ltd.,Dhenkanal	Dhenkanal	Dhenkanal	150	4.95	100	4.1	250	9.05
10			K.nagar	150	4.95	30	1.23	180	6.18
11			Hindol	100	3.3		0	100	3.3
			<b>Total</b>	<b>400</b>	<b>13.2</b>	<b>130</b>	<b>5.33</b>	<b>530</b>	<b>18.53</b>
		Cuttack	Cuttack		0		0	0	0
			Athagarh		0		0	0	0
			Banki		0		0	0	0
			<b>Total</b>	<b>0</b>	<b>0</b>	<b>0</b>	<b>0</b>	<b>0</b>	<b>0</b>
12		Jajpur	Jajpur	200	6.6	70	2.87	270	9.47
			<b>Total</b>	<b>200</b>	<b>6.6</b>	<b>70</b>	<b>2.87</b>	<b>270</b>	<b>9.47</b>
	<b>Total Target</b>			<b>600</b>	<b>19.8</b>	<b>200</b>	<b>8.2</b>	<b>800</b>	<b>28</b>
13	M/s Ruchi Soya Industries Ltd., Balasore	Mayurbhanja	Baripada	100	3.3		0	100	3.3
14			Rairangpur	100	3.3		0	100	3.3
15			Udala	100	3.3		0	100	3.3
16			Karanjia	100	3.3		0	100	3.3
			<b>Total</b>	<b>400</b>	<b>13.2</b>	<b>0</b>	<b>0</b>	<b>400</b>	<b>13.2</b>
		Bhadrak	Bhadrak		0		0	0	0
			<b>Total</b>	<b>0</b>	<b>0</b>	<b>0</b>	<b>0</b>	<b>0</b>	<b>0</b>
17		Balasore	Balasore	100	3.3		0	100	3.3
18			Nilagiri	100	3.3		0	100	3.3

			<b>Total</b>	<b>200</b>	<b>6.6</b>	<b>0</b>	<b>0</b>	<b>200</b>	<b>6.6</b>
	<b>Total Target</b>			<b>600</b>	<b>19.8</b>	<b>0</b>	<b>0</b>	<b>600</b>	<b>19.8</b>
5	Vaidei proprities ltd	Nayagarh	Nayagarh	100	3.3		0	100	3.3
19			Nandanban		0		0	0	0
20			<b>Total</b>	<b>100</b>	<b>3.3</b>	<b>0</b>	<b>0</b>	<b>100</b>	<b>3.3</b>
		Boudh	Boudh	100	3.3		0	100	3.3
21			<b>Total</b>	<b>100</b>	<b>3.3</b>	<b>0</b>	<b>0</b>	<b>100</b>	<b>3.3</b>
	<b>Total Target</b>			<b>200</b>	<b>6.6</b>	<b>0</b>	<b>0</b>	<b>200</b>	<b>6.6</b>
<b>22</b>	Estt.Officer	DH(O)			0		0	0	0
			<b>G.Total</b>	<b>3000</b>	<b>99</b>	<b>838</b>	<b>34.358</b>	<b>3838</b>	<b>133.358</b>

# Break up of funds under ISOPOM(oilpalm) During the year 2011-12

Sub Scheme      Normal

(CS119.6      Vide Govt  
 Rs.158.46      0+SS38.8      Order No-      Date 23.7.  
 Funds lakhs/-      6)      16240/Ag      d 2011  
 Demand No- 23-2407-Crop Husbandary-Centrally Sponsored Plan Scheme-Dist.Sector-108-Commercial  
 crop-1867-Integrated Scheme on Oilseed, Pulses, Oilpalm and Maize(Oilpalm)-20002-Other

Rs. In  
Lakhs

SI No.	Name of the Company	Name of the District	Name of Hort/AHO	Maintenance				Demonstration				Farmers training @Rs.15000/- per training		Exposure Visit @Rs.5000/- per person		Exposure Visit for Officials @Rs.1.5 laks per person		Publicity	Contingencies / Mobility & Ext.	Total		
				2nd yr Maint @Rs3300/-		4th yr Maint @Rs4100/-		New plantation & 1st yr maint@Rs.1920 0/-per ha		2nd yr maint @Rs.1000 0/- per ha		Nos	Fin	Nos	Fin	Nos	Fin				Fin	Fin
				2010-11 Plant		09Plantation		in ha	Fin	in ha	Rs											
				ha	Fin in Rs	ha	Fin in Rs					in ha	Fin	in ha	Rs	Nos	Fin				Nos	Fin
1	M/s Lakshmi Balaji Oils Pvt. Ltd., Rayagada	Nawarangapur	Nawarangpur	0	0	0	0	2	0.384	0	0	3	0.45	9	0.45				0.05	1.334		
<b>Total</b>			<b>0</b>	<b>0</b>	<b>0</b>	<b>0</b>	<b>2</b>	<b>0.384</b>	<b>0</b>	<b>0</b>	<b>3</b>	<b>0.45</b>	<b>9</b>	<b>0.45</b>				<b>0.05</b>	<b>1.334</b>			
2		Koraput	Koraput	0	0	0	0	0	0	0	0		0	0	0				0	0		
3			Jeypore	214	7.062	0	0	1	0.192	4	0.4	3	0.45	9	0.45				0.25	8.804		
<b>Total</b>			<b>214</b>	<b>7.062</b>	<b>0</b>	<b>0</b>	<b>1</b>	<b>0.192</b>	<b>4</b>	<b>0.4</b>	<b>3</b>	<b>0.45</b>	<b>9</b>	<b>0.45</b>	<b>0</b>	<b>0</b>	<b>0</b>	<b>0.25</b>	<b>8.804</b>			
4		Rayagada	Rayagada	206	6.798	46	1.886	3	0.576	4	0.4	0	0	8	0.4				0.3	10.36		
5	Gunupur		296	9.768	79	3.239	3	0.576	4	0.4	0	0	9	0.45				0.45	14.883			
<b>Total</b>			<b>502</b>	<b>16.566</b>	<b>125</b>	<b>5.125</b>	<b>6</b>	<b>1.152</b>	<b>8</b>	<b>0.8</b>	<b>0</b>	<b>0</b>	<b>17</b>	<b>0.85</b>				<b>0.75</b>	<b>25.243</b>			
<b>Total Target</b>				<b>716</b>	<b>23.628</b>	<b>125</b>	<b>5.125</b>	<b>9</b>	<b>1.728</b>	<b>12</b>	<b>1.2</b>	<b>6</b>	<b>0.9</b>	<b>35</b>	<b>1.75</b>	<b>0</b>	<b>0</b>	<b>0</b>	<b>1.05</b>	<b>35.381</b>		
6	M/s Godrej Oil Plantation Ltd., Berhampur	Bargada	Bargada	0	0	0	0	3	0.576	0	0	4	0.6	9	0.45				0.1	1.726		
7			Padampur	0	0	0	0	3	0.576	0	0	4	0.6	9	0.45				0.1	1.726		
<b>Total</b>			<b>0</b>	<b>0</b>	<b>0</b>	<b>0</b>	<b>6</b>	<b>1.152</b>	<b>0</b>	<b>0</b>	<b>8</b>	<b>1.2</b>	<b>18</b>	<b>0.9</b>				<b>0.2</b>	<b>3.452</b>			
8	Ganjam	Berhampur	124	4.092	35.4	1.4514	5	0.96	4	0.4	4	0.6	9	0.45				0.25	8.2034			
9		Chhatrapur	124	4.092	120.29	4.93189	5	0.96	5	0.5	4	0.6	9	0.45				0.35	11.88389			
10		Bhanjanagar	164	5.412	164.91	6.76131	4	0.768	5	0.5	4	0.6	9	0.45				0.45	14.94131			
<b>Total</b>		<b>412</b>	<b>13.596</b>	<b>320.6</b>	<b>13.1446</b>	<b>14</b>	<b>2.688</b>	<b>14</b>	<b>1.4</b>	<b>12</b>	<b>1.8</b>	<b>27</b>	<b>1.35</b>				<b>1.05</b>	<b>35.0286</b>				
11		Gajapati	AHO.Pkd	84	2.772	14.4	0.5904	4	0.768	4	0.4	4	0.6	9	0.45				0.2	5.7804		

		Jajpuru	<b>Total</b>	<b>84</b>	2.772	<b>14.4</b>	<b>0.5904</b>	<b>4</b>	<b>0.768</b>	<b>4</b>	<b>0.4</b>	<b>4</b>	<b>0.6</b>	<b>9</b>	<b>0.45</b>				<b>0.2</b>	<b>5.7804</b>	
	<b>Total Target</b>			<b>496</b>	<b>16.368</b>	<b>335</b>	<b>13.735</b>	<b>24</b>	<b>4.608</b>	<b>18</b>	<b>1.8</b>	<b>24</b>	<b>3.6</b>	<b>54</b>	<b>2.7</b>	<b>0</b>	<b>0</b>	<b>0</b>	<b>1.45</b>	<b>44.261</b>	
12	M/s 3f Oil Palm Agrotech pvt Ltd.,Dhenkanal	Dhenkanal	Dhenkanal	124	4.092	84	3.444	4	0.768	4	0.4	4	0.6	3	0.15				0.25	9.704	
13			AHO.K.nagar	124	4.092	25	1.025	4	0.768	4	0.4	3	0.45	3	0.15					0.2	7.085
14			AHO.Hindol	0	0	0	0	0	0	4	0.4	2	0.3	3	0.15					0.05	0.9
			<b>Total</b>	<b>248</b>	<b>8.184</b>	<b>109</b>	<b>4.469</b>	<b>8</b>	<b>1.536</b>	<b>12</b>	<b>1.2</b>	<b>9</b>	<b>1.35</b>	<b>9</b>	<b>0.45</b>					<b>0.5</b>	<b>17.689</b>
15		Cuttack	Cuttack	0	0	0	0	4	0.768	0	0	2	0.3	2	0.1					0.03	1.198
16			Athagarh	0	0	0	0	4	0.768	0	0	2	0.3	2	0.1					0.03	1.198
17			Banki	0	0	0	0	2	0.384	0	0	2	0.3	2	0.1					0.1	0.884
			<b>Total</b>	<b>0</b>	<b>0</b>	<b>0</b>	<b>0</b>	<b>10</b>	<b>1.92</b>	<b>0</b>	<b>0</b>	<b>6</b>	<b>0.9</b>	<b>6</b>	<b>0.3</b>					<b>0.16</b>	<b>3.28</b>
18		Jajpur	Jajpur	160	5.28	59	2.419	2	0.384	4	0.4	3	0.45	8	0.4					0.25	9.583
			<b>Total</b>	<b>160</b>	<b>5.28</b>	<b>59</b>	<b>2.419</b>	<b>2</b>	<b>0.384</b>	<b>4</b>	<b>0.4</b>	<b>3</b>	<b>0.45</b>	<b>8</b>	<b>0.4</b>					<b>0.25</b>	<b>9.583</b>
	<b>Total Target</b>			<b>408</b>	<b>13.464</b>	<b>168</b>	<b>6.888</b>	<b>20</b>	<b>3.84</b>	<b>16</b>	<b>1.6</b>	<b>18</b>	<b>2.7</b>	<b>23</b>	<b>1.15</b>	<b>0</b>	<b>0</b>	<b>0</b>	<b>0.91</b>	<b>30.552</b>	
19	M/s Ruchi Soya Industries Ltd., Balasore	Mayurbhanja	Baripada	56	1.848	0	0	2	0.384	3	0.3	2	0.3	6	0.3				0.1	3.232	
20			Rairangpur	56	1.848	0	0	3	0.576	4	0.4	2	0.3	7	0.35					0.1	3.574
21			Udala	52	1.716	0	0	3	0.576	4	0.4	3	0.45	6	0.3					0.1	3.542
22			Karanjia	66	2.178	0	0	3	0.576	3	0.3	3	0.45	7	0.35					0.1	3.954
			<b>Total</b>	<b>230</b>	<b>7.59</b>	<b>0</b>	<b>0</b>	<b>11</b>	<b>2.112</b>	<b>14</b>	<b>1.4</b>	<b>10</b>	<b>1.5</b>	<b>26</b>	<b>1.3</b>					<b>0.4</b>	<b>14.302</b>
23		Bhadrak	Bhadrak	0	0	0	0	2	0.384	0	0	3	0.45	8	0.4					0.05	1.284
			<b>Total</b>	<b>0</b>	<b>0</b>	<b>0</b>	<b>0</b>	<b>2</b>	<b>0.384</b>	<b>0</b>	<b>0</b>	<b>3</b>	<b>0.45</b>	<b>8</b>	<b>0.4</b>					<b>0.05</b>	<b>1.284</b>
24		Balasore	Balasore	84	2.772	0	0	1	0.192	4	0.4	3	0.45	8	0.4					0.2	4.414
25			Nilagiri	84	2.772	0	0	1	0.192	4	0.4	3	0.45	8	0.4					0.15	4.364
			<b>Total</b>	<b>168</b>	<b>5.544</b>	<b>0</b>	<b>0</b>	<b>2</b>	<b>0.384</b>	<b>8</b>	<b>0.8</b>	<b>6</b>	<b>0.9</b>	<b>16</b>	<b>0.8</b>					<b>0.35</b>	<b>8.778</b>
	<b>Total Target</b>			<b>398</b>	<b>13.134</b>	<b>0</b>	<b>0</b>	<b>15</b>	<b>2.88</b>	<b>22</b>	<b>2.2</b>	<b>19</b>	<b>2.85</b>	<b>50</b>	<b>2.5</b>	<b>0</b>	<b>0</b>	<b>0</b>	<b>0.8</b>	<b>24.364</b>	
26	Vaidei Palm pvt ltd	Nayagarh	Nayagarh	209	6.897	0	0	4	0.768	3	0.3	3	0.45	8	0.4				0.25	9.065	
27			Nandanban	0	0	0	0	2	0.384	0	0	3	0.45	8	0.4					0.05	1.284
28			<b>Total</b>	<b>209</b>	<b>6.897</b>	<b>0</b>	<b>0</b>	<b>6</b>	<b>1.152</b>	<b>3</b>	<b>0.3</b>	<b>6</b>	<b>0.9</b>	<b>16</b>	<b>0.8</b>					<b>0.3</b>	<b>10.349</b>
29		Boudh	Boudh	43	1.419	0	0	2	0.384	4	0.4	3	0.45	8	0.4					0.1	3.153
			<b>Total</b>	<b>43</b>	<b>1.419</b>	<b>0</b>	<b>0</b>	<b>2</b>	<b>0.384</b>	<b>4</b>	<b>0.4</b>	<b>3</b>	<b>0.45</b>	<b>8</b>	<b>0.4</b>					<b>0.1</b>	<b>3.153</b>
	<b>Total Target</b>			<b>252</b>	<b>8.316</b>	<b>0</b>	<b>0</b>	<b>8</b>	<b>1.536</b>	<b>7</b>	<b>0.7</b>	<b>9</b>	<b>1.35</b>	<b>24</b>	<b>1.2</b>	<b>0</b>	<b>0</b>	<b>0</b>	<b>0.4</b>	<b>13.502</b>	
30	Estt.Office r	DH(O)		0	0	0	0	0	0	0	0			0	0	3	4.5	3	2.9	10.4	
	<b>G.Total</b>			<b>2270</b>	<b>74.91</b>	<b>628</b>	<b>25.748</b>	<b>76</b>	<b>14.592</b>	<b>75</b>	<b>7.5</b>	<b>76</b>	<b>11.4</b>	<b>186</b>	<b>9.3</b>	<b>3</b>	<b>4.5</b>	<b>3</b>	<b>7.51</b>	<b>158.46</b>	



**Break up of funds under ISOPOM(oilpalm) During the year 2011-12**

Sub  
Scheme SCP

Vide  
Govt  
Order  
No-

Funds Rs.33.8 1624 23.7.2  
7 lakhs/- 8/Ag Dated 011  
Demand Sponsored Plan Scheme-Dist.Sector-789-Special Component Plan for SC-1867-  
d No- Integrated Scheme on Oilseed, Pulses, Oilpalm and Maize(Oilpalm)-20002-  
Other charges in B.E.2011-12

Rs.  
In  
Lak  
hs

SI No.	Name of the Company	Name of the District	Name of Hort/AHO	Maintenance				Demonstration				Farmers training @Rs.15000/- per training		Exposure Visit @Rs.5000/- per person		Exposure Visit for Officials @Rs.1.5 lacs per person		Publicity / Mobility & Ext.	Contingencies / Fin in Rs	Total		
				@Rs3300/-		@Rs4100/-		New plantation & 1st yr maint @Rs.19200/- per ha		2nd yr maint @Rs.1000 0/- per ha		Nos	Fin	Nos	Fin	s	n				Fin	Fin
				2010-11 Plant		2008-09Plantation		2010-11 Plant														
				ha	Fin in Rs	ha	Fin in Rs	in ha	Fin	in ha	Rs											
1	M/s Balaji Oils Pvt. Ltd., Rayagada	Nawarangapur	Nawarangpur	0	0	0	0	0	0	0	0	0	0	1	0.05				0	0.05		
			<b>Total</b>	<b>0</b>	<b>0</b>	<b>0</b>	<b>0</b>	<b>0</b>	<b>0</b>	<b>0</b>	<b>0</b>	<b>0</b>	<b>0</b>	<b>0</b>	<b>1</b>	<b>0.05</b>	<b>0</b>	<b>0</b>	<b>0</b>	<b>0</b>	<b>0.05</b>	
2		Koraput	Koraput	0	0	0	0	0	0	0	0	0	0	0	0	0				0	0	
3			Jeypore	50	1.65	0	0	0	0	0	0	0	0	1	0.05				0	1.7		
			<b>Total</b>	<b>50</b>	<b>1.65</b>	<b>0</b>	<b>0</b>	<b>0</b>	<b>0</b>	<b>0</b>	<b>0</b>	<b>0</b>	<b>0</b>	<b>1</b>	<b>0.05</b>	<b>0</b>	<b>0</b>	<b>0</b>	<b>0</b>	<b>1.7</b>		
4		Rayagada	Rayagada	50	1.65	16	0.656	0	0	0	0	0	0	1	0.05				0.04	2.396		
5			Gunupur	50	1.65	23	0.943	0	0	0	0	0	0	2	0.1				0.05	2.743		
	<b>Total</b>		<b>100</b>	<b>3.3</b>	<b>39</b>	<b>1.599</b>	<b>0</b>	<b>0</b>	<b>0</b>	<b>0</b>	<b>0</b>	<b>0</b>	<b>3</b>	<b>0.15</b>	<b>0</b>	<b>0</b>	<b>0</b>	<b>0.09</b>	<b>5.139</b>			
<b>Total Target</b>				<b>150</b>	<b>4.95</b>	<b>39</b>	<b>1.599</b>	<b>0</b>	<b>0</b>	<b>0</b>	<b>0</b>	<b>0</b>	<b>5</b>	<b>0.25</b>	<b>0</b>	<b>0</b>	<b>0</b>	<b>0.09</b>	<b>6.889</b>			
6	M/s	Bargada	Bargada	0	0	0	0	0	0	0	0	0	0	1	0.05				0	0.05		
7			Padampur	0	0	0	0	0	0	0	0	0	0	1	0.05				0	0.05		

	Godrej Oil		<b>Total</b>	<b>0</b>	<b>0</b>	<b>0</b>	<b>0</b>	<b>0</b>	<b>0</b>	<b>0</b>	<b>0</b>	<b>0</b>	<b>2</b>	<b>0.1</b>	<b>0</b>	<b>0</b>	<b>0</b>	<b>0</b>	<b>0.1</b>		
8	Plantation Ltd. , Berhampur	Ganjam	Berhampur	26	0.858	7	0.287	0	0	1	0.1	0	0	1	0.05			0.02	1.315		
9			Chhatrapur	26	0.858	23	0.943	0	0	0	0	0	0	1	0.05			0.02	1.871		
10			Bhanjanagar	36	1.188	32	1.312	1	0.192	0	0	0	0	1	0.05			0.05	2.792		
			<b>Total</b>	<b>88</b>	<b>2.904</b>	<b>62</b>	<b>2.542</b>	<b>1</b>	<b>0.192</b>	<b>1</b>	<b>0.1</b>	<b>0</b>	<b>0</b>	<b>3</b>	<b>0.15</b>	<b>0</b>	<b>0</b>	<b>0</b>	<b>0.09</b>	<b>5.978</b>	
11		Gajapati	AHO.Pkd	16	0.528	3	0.123	1	0.192	1	0.1	0	0	1	0.05			0.02	1.013		
			<b>Total</b>	<b>16</b>	<b>0.528</b>	<b>3</b>	<b>0.123</b>	<b>1</b>	<b>0.192</b>	<b>1</b>	<b>0.1</b>	<b>0</b>	<b>0</b>	<b>1</b>	<b>0.05</b>	<b>0</b>	<b>0</b>	<b>0</b>	<b>0.02</b>	<b>1.013</b>	
	<b>Total Target</b>			<b>104</b>	<b>3.432</b>	<b>65</b>	<b>2.665</b>	<b>2</b>	<b>0.384</b>	<b>2</b>	<b>0.2</b>	<b>0</b>	<b>0</b>	<b>6</b>	<b>0.3</b>	<b>0</b>	<b>0</b>	<b>0</b>	<b>0.11</b>	<b>7.091</b>	
12	M/s 3f Oil Palm Agrotech pvt Ltd.,Dhenkanal	Dhenkanal	Dhenkanal	26	0.858	16	0.656	1	0.192	1	0.1	0	0	2	0.1			0.04	1.946		
13			AHO.K.nagar	26	0.858	5	0.205	1	0.192	1	0.1	1	0.15	2	0.1			0.03	1.635		
14			AHO.Hindol	0	0	0	0	1	0.192	1	0.1	1	0.15	2	0.1			0	0.542		
			<b>Total</b>	<b>52</b>	<b>1.716</b>	<b>21</b>	<b>0.861</b>	<b>3</b>	<b>0.576</b>	<b>3</b>	<b>0.3</b>	<b>2</b>	<b>0.3</b>	<b>6</b>	<b>0.3</b>	<b>0</b>	<b>0</b>	<b>0</b>	<b>0.07</b>	<b>4.123</b>	
15		Cuttack	Cuttack	0	0	0	0	0	0	0	0	0	1	0.15	3	0.15			0	0.3	
16			Athagarh	0	0	0	0	0	0	0	0	0	1	0.15	3	0.15			0	0.3	
17			Banki	0	0	0	0	0	0	0	0	0	1	0.15	3	0.15			0	0.3	
			<b>Total</b>	<b>0</b>	<b>0</b>	<b>0</b>	<b>0</b>	<b>0</b>	<b>0</b>	<b>0</b>	<b>0</b>	<b>0</b>	<b>3</b>	<b>0.45</b>	<b>9</b>	<b>0.45</b>	<b>0</b>	<b>0</b>	<b>0</b>	<b>0</b>	<b>0.9</b>
18		Jajpur	Jajpur	40	1.32	11	0.451	1	0.192	1	0.1	1	0.15	2	0.1			0.04	2.353		
			<b>Total</b>	<b>40</b>	<b>1.32</b>	<b>11</b>	<b>0.451</b>	<b>1</b>	<b>0.192</b>	<b>1</b>	<b>0.1</b>	<b>1</b>	<b>0.15</b>	<b>2</b>	<b>0.1</b>	<b>0</b>	<b>0</b>	<b>0</b>	<b>0.04</b>	<b>2.353</b>	
	<b>Total Target</b>			<b>92</b>	<b>3.036</b>	<b>32</b>	<b>1.312</b>	<b>4</b>	<b>0.768</b>	<b>4</b>	<b>0.4</b>	<b>6</b>	<b>0.9</b>	<b>17</b>	<b>0.85</b>	<b>0</b>	<b>0</b>	<b>0</b>	<b>0.11</b>	<b>7.376</b>	
19	M/s Ruchi Soya Industries Ltd., Balasore	Mayurbhanja	Baripada	16	0.528	0	0	1	0.192	1	0.1	1	0.15	2	0.1			0	1.07		
20			Rairangpur	16	0.528	0	0	1	0.192	1	0.1	1	0.15	2	0.1			0	1.07		
21			Udala	16	0.528	0	0	1	0.192	1	0.1	1	0.15	2	0.1			0	1.07		
22			Karanja	16	0.528	0	0	1	0.192	1	0.1	1	0.15	2	0.1			0	1.07		
			<b>Total</b>	<b>64</b>	<b>2.112</b>	<b>0</b>	<b>0</b>	<b>4</b>	<b>0.768</b>	<b>4</b>	<b>0.4</b>	<b>4</b>	<b>0.6</b>	<b>8</b>	<b>0.4</b>	<b>0</b>	<b>0</b>	<b>0</b>	<b>0</b>	<b>4.28</b>	
23		Bhadrak	Bhadrak	0	0	0	0	1	0.192	0	0	1	0.15	2	0.1			0	0.442		
			<b>Total</b>	<b>0</b>	<b>0</b>	<b>0</b>	<b>0</b>	<b>1</b>	<b>0.192</b>	<b>0</b>	<b>0</b>	<b>1</b>	<b>0.15</b>	<b>2</b>	<b>0.1</b>	<b>0</b>	<b>0</b>	<b>0</b>	<b>0</b>	<b>0.442</b>	
24		Balasore	Balasore	16	0.528	0	0	1	0.192	2	0.2	1	0.15	2	0.1			0.05	1.22		
25			Nilagiri	16	0.528	0	0	1	0.192	1	0.1	1	0.15	2	0.1			0.05	1.12		
			<b>Total</b>	<b>32</b>	<b>1.056</b>	<b>0</b>	<b>0</b>	<b>2</b>	<b>0.384</b>	<b>3</b>	<b>0.3</b>	<b>2</b>	<b>0.3</b>	<b>4</b>	<b>0.2</b>	<b>0</b>	<b>0</b>	<b>0</b>	<b>0.1</b>	<b>2.34</b>	
	<b>Total Target</b>			<b>96</b>	<b>3.168</b>	<b>0</b>	<b>0</b>	<b>7</b>	<b>1.344</b>	<b>7</b>	<b>0.7</b>	<b>7</b>	<b>1.05</b>	<b>14</b>	<b>0.7</b>	<b>0</b>	<b>0</b>	<b>0</b>	<b>0.1</b>	<b>7.062</b>	
26	Vaidei Palm pvt ltd	Nayagarh	Nayagarh	32	1.056	0	0	1	0.192	2	0.2	1	0.15	2	0.1			0.04	1.738		
27			Nandanban	0	0	0	0	1	0.192	0	0	1	0.15	2	0.1			0	0.442		
28			<b>Total</b>	<b>32</b>	<b>1.056</b>	<b>0</b>	<b>0</b>	<b>2</b>	<b>0.384</b>	<b>2</b>	<b>0.2</b>	<b>2</b>	<b>0.3</b>	<b>4</b>	<b>0.2</b>	<b>0</b>	<b>0</b>	<b>0</b>	<b>0.04</b>	<b>2.18</b>	
29		Boudh	Boudh	16	0.528	0	0	1	0.192	1	0.1	1	0.15	2	0.1			0.02	1.09		
	<b>Total</b>		<b>16</b>	<b>0.528</b>	<b>0</b>	<b>0</b>	<b>1</b>	<b>0.192</b>	<b>1</b>	<b>0.1</b>	<b>1</b>	<b>0.15</b>	<b>2</b>	<b>0.1</b>	<b>0</b>	<b>0</b>	<b>0</b>	<b>0.02</b>	<b>1.09</b>		
	<b>Total Target</b>			<b>48</b>	<b>1.584</b>	<b>0</b>	<b>0</b>	<b>3</b>	<b>0.576</b>	<b>3</b>	<b>0.3</b>	<b>3</b>	<b>0.45</b>	<b>6</b>	<b>0.3</b>	<b>0</b>	<b>0</b>	<b>0</b>	<b>0.06</b>	<b>3.27</b>	
30	Estt.Officer	DH(O)		0	0	0	0	0	0	0	0		0	0	1	2	0	0.682	2.182		
	<b>G.Total</b>			<b>490</b>	<b>16.17</b>	<b>136</b>	<b>5.576</b>	<b>16</b>	<b>3.072</b>	<b>16</b>	<b>1.6</b>	<b>16</b>	<b>2.4</b>	<b>48</b>	<b>2.4</b>	<b>1</b>	<b>2</b>	<b>0</b>	<b>1.152</b>	<b>33.87</b>	

**Break up of funds under ISOPOM(oilpalm) During the year 2011-12**

Sub  
 Schem TASP  
 Rs.16. Vide  
 72 Govt 23.7.  
 Funds lakhs/- Order Dated 2011  
 Deman Sponsored Plan Scheme-Dist.Sector-796-Tribal Area Sub plan-1867-  
 d No- Integrated Scheme on Oilseed, Pulses, Oilpalm and Maize(Oilpalm)-20002-  
 Other charges in B.E.2011-12

Rs.  
In

SI No.	Name of the Company	Name of the District	Name of Hort/AHO	Maintenance				Demonstration				Farmers training		Exposure Visit		Exposure Visit for Officials		Publi- cidity	Conti- genci- es / Mobili- ty & Ext.	Total	
				@Rs3300/-		@Rs4100/-		New plantation & 1st yr maint @Rs.19200/- per ha		2nd yr maint @Rs.10000/-		@Rs.15000/- per training		@Rs.5000/- per person		@Rs.1.5 laks per person					
				2010-11 Plantation		2008-09 Plantation		Phy in		Fin in		Phy in		Fin in		Nos					Fin
				in	Fin in	Phy in	Fin in	Phy	Fin	Phy in	Fin in	Nos	Fin	Nos	Fin	Nos	Fin	Fin	Fin	Fin in Rs	
1	M/s Lakshmi Balaji Oils Pvt. Ltd., Rayagada	Nawarangapur	Nawarangpur	0	0	0	0	2	0.384	0	0	1	0.15	2	0.1				0.05	0.684	
<b>Total</b>			<b>0</b>	<b>0</b>	<b>0</b>	<b>0</b>	<b>2</b>	<b>0.384</b>	<b>0</b>	<b>0</b>	<b>1</b>	<b>0.15</b>	<b>2</b>	<b>0.1</b>	<b>0</b>	<b>0</b>	<b>0</b>	<b>0.05</b>	<b>0.684</b>		
2		Koraput	Koraput	0	0	0	0	0	0	0	0	0	0	0	0	0				0	0
3			Jeypore	36	1.188	0	0	3	0.576	4	0.4	1	0.15	3	0.15				0.05	2.514	
<b>Total</b>			<b>36</b>	<b>1.188</b>	<b>0</b>	<b>0</b>	<b>3</b>	<b>0.576</b>	<b>4</b>	<b>0.4</b>	<b>1</b>	<b>0.15</b>	<b>3</b>	<b>0.15</b>	<b>0</b>	<b>0</b>	<b>0</b>	<b>0.05</b>	<b>2.514</b>		
4	Rayagada	Rayagada	44	1.452	38	1.558	1	0.192	2	0.2	2	0.3	3	0.15				0.05	3.902		
5		Gunupur	54	1.782	36	1.476	1	0.192	2	0.2	2	0.3	2	0.1				0.1	4.15		
<b>Total</b>		<b>98</b>	<b>3.234</b>	<b>74</b>	<b>3.034</b>	<b>2</b>	<b>0.384</b>	<b>4</b>	<b>0.4</b>	<b>4</b>	<b>0.6</b>	<b>5</b>	<b>0.25</b>				<b>0.04</b>	<b>8.052</b>			
<b>Total Target</b>				<b>134</b>	<b>4.422</b>	<b>74</b>	<b>3.034</b>	<b>7</b>	<b>1.344</b>	<b>8</b>	<b>0.8</b>	<b>6</b>	<b>0.9</b>	<b>10</b>	<b>0.5</b>	<b>0</b>	<b>0</b>	<b>0</b>	<b>0.14</b>	<b>11.25</b>	
6	M/s Godrej Oil Plantation	Bargada	Bargada	0	0	0	0	0	0	0	0	0	0	0	0				0	0	
7			Padampur	0	0	0	0	0	0	0	0	0	0	0	0	0				0	0
<b>Total</b>			<b>0</b>	<b>0</b>	<b>0</b>	<b>0</b>	<b>0</b>	<b>0</b>	<b>0</b>	<b>0</b>	<b>0</b>	<b>0</b>	<b>0</b>	<b>0</b>	<b>0</b>	<b>0</b>	<b>0</b>	<b>0</b>	<b>0</b>	<b>0</b>	<b>0</b>
8			Berhampur	0	0	0	0	0	0	0	0	0	0	0	0				0	0	



27	Vaidei Palm pvt ltd	Nayagarh	Nandanban	0	0	0	0	0	0	0	0	0	0	0	0	0	0	0	0	0
28			<b>Total</b>	<b>0</b>	<b>0</b>	<b>0</b>	<b>0</b>	<b>0</b>	<b>0</b>	<b>0</b>	<b>0</b>	<b>0</b>	<b>0</b>	<b>0</b>	<b>0</b>	<b>0</b>	<b>0</b>	<b>0</b>	<b>0</b>	<b>0</b>
29		Boudh	Boudh	0	0	0	0	0	0	0	0	0	0	0	0	0	0	0	0	0
			<b>Total</b>	<b>0</b>	<b>0</b>	<b>0</b>	<b>0</b>	<b>0</b>	<b>0</b>	<b>0</b>	<b>0</b>	<b>0</b>	<b>0</b>	<b>0</b>	<b>0</b>	<b>0</b>	<b>0</b>	<b>0</b>	<b>0</b>	<b>0</b>
<b>Total Target</b>				<b>0</b>	<b>0</b>	<b>0</b>	<b>0</b>	<b>0</b>	<b>0</b>	<b>0</b>	<b>0</b>	<b>0</b>	<b>0</b>	<b>0</b>	<b>0</b>	<b>0</b>	<b>0</b>	<b>0</b>	<b>0</b>	
30	Estt.Office	DH(O)		0	0	0	0	0	0	0	0	0	0	0	0	0	0	0.68	0.68	
<b>G.Total</b>			<b>240</b>	<b>7.92</b>	<b>74</b>	<b>3.034</b>	<b>8</b>	<b>1.536</b>	<b>9</b>	<b>0.9</b>	<b>8</b>	<b>1.2</b>	<b>16</b>	<b>0.8</b>	<b>0</b>	<b>0</b>	<b>0</b>	<b>1.22</b>	<b>16.72</b>	

### Break up of funds under ISOPOM(oilpalm) During the year 2011-12

Rs in lakhs

Plan	CS	SS	Total	GO.no	Date
Normal	119.6	38.86	158.46	16240/Ag	23/07/2011
SCP	25.4	8.47	33.87	16248/Ag	23/07/2011
TASP	12.54	4.18	16.72	16240/Ag	23/07/2011
<b>Total</b>	<b>157.54</b>	<b>51.51</b>	<b>209.05</b>		

Rs. In Lakhs

SI No.	Name of the Company	Name of the District	Name of Hort/AHO	Maintenance				Demonstration				Farmers training @Rs.15000/- per training		Exposure Visit @Rs.5000/- per person		Exposure Visit for Officials @ Rs.1.5 laks per person		Publicity	Contigen cies / Mobility & Ext.	Total	
				2rd yr Maint @Rs3300/-		4th yr Maint @Rs4100/-		New plantation & 1st yr maint @Rs.19200/- per ha		2nd yr maint @Rs.10000/- per ha											
				2010-11 Plant		2008-09 Plantation		Phy in		Fin		Phy in		Fin in Rs							
				Phy in	Fin in	Phy in	Fin in	Phy in	Fin	Phy in	Fin	Nos	Fin	Nos	Fin	Nos	Fin	Fin	Fin	Fin in Rs	
1	M/s Lakshmi Balaji Oils Pvt. Ltd., Rayagada	Nawarangapur	Nawarangpur	0	0	0	0	4	0.768	0	0	4	0.6	12	0.6	0	0	0	0.1	2.068	
<b>Total</b>			<b>0</b>	<b>0</b>	<b>0</b>	<b>0</b>	<b>4</b>	<b>0.768</b>	<b>0</b>	<b>0</b>	<b>4</b>	<b>0.6</b>	<b>12</b>	<b>0.6</b>	<b>0</b>	<b>0</b>	<b>0</b>	<b>0.1</b>	<b>2.068</b>		
2		Koraput	Koraput	0	0	0	0	0	0	0	0	0	0	0	0	0	0	0	0	0	0
3			Jeypore	300	9.9	0	0	4	0.768	8	0.8	4	0.6	13	0.65	0	0	0	0	0.3	13.018
<b>Total</b>		<b>300</b>	<b>9.9</b>	<b>0</b>	<b>0</b>	<b>4</b>	<b>0.768</b>	<b>8</b>	<b>0.8</b>	<b>4</b>	<b>0.6</b>	<b>13</b>	<b>0.65</b>	<b>0</b>	<b>0</b>	<b>0</b>	<b>0</b>	<b>0.3</b>	<b>13.018</b>		
4		Rayagada	Rayagada	300	9.9	100	4.1	4	0.768	6	0.6	2	0.3	12	0.6	0	0	0	0	0.39	16.658
5	Gunupur		400	13.2	138	5.658	4	0.768	6	0.6	2	0.3	13	0.65	0	0	0	0	0.6	21.776	
<b>Total</b>	<b>700</b>		<b>23.1</b>	<b>238</b>	<b>9.758</b>	<b>8</b>	<b>1.536</b>	<b>12</b>	<b>1.2</b>	<b>4</b>	<b>0.6</b>	<b>25</b>	<b>1.25</b>	<b>0</b>	<b>0</b>	<b>0</b>	<b>0</b>	<b>0.884</b>	<b>38.434</b>		
<b>Total Target</b>				<b>1000</b>	<b>33</b>	<b>238</b>	<b>9.758</b>	<b>16</b>	<b>3.072</b>	<b>20</b>	<b>2</b>	<b>12</b>	<b>1.8</b>	<b>50</b>	<b>2.5</b>	<b>0</b>	<b>0</b>	<b>0</b>	<b>1.284</b>	<b>53.52</b>	
6	M/s Godrej Oil Plantation Ltd. , Berhampur	Bargada	Bargada	0	0	0	0	3	0.576	0	0	4	0.6	10	0.5	0	0	0	0.1	1.776	
7			Padampur	0	0	0	0	3	0.576	0	0	4	0.6	10	0.5	0	0	0	0.1	1.776	
<b>Total</b>			<b>0</b>	<b>0</b>	<b>0</b>	<b>0</b>	<b>6</b>	<b>1.152</b>	<b>0</b>	<b>0</b>	<b>8</b>	<b>1.2</b>	<b>20</b>	<b>1</b>	<b>0</b>	<b>0</b>	<b>0</b>	<b>0</b>	<b>0.2</b>	<b>3.552</b>	
8		Ganjam	Berhampur	150	4.95	42.4	1.7384	5	0.96	5	0.5	4	0.6	10	0.5	0	0	0	0.27	9.518	
9			Chhatrapur	150	4.95	143.29	5.8749	5	0.96	5	0.5	4	0.6	10	0.5	0	0	0	0.37	13.755	
10			Bhanjanagar	200	6.6	196.91	8.0733	5	0.96	5	0.5	4	0.6	10	0.5	0	0	0	0.5	17.733	
<b>Total</b>	<b>500</b>	<b>16.5</b>	<b>382.6</b>	<b>15.687</b>	<b>15</b>	<b>2.88</b>	<b>15</b>	<b>1.5</b>	<b>12</b>	<b>1.8</b>	<b>30</b>	<b>1.5</b>	<b>0</b>	<b>0</b>	<b>0</b>	<b>0</b>	<b>1.14</b>	<b>41.007</b>			
11	Gajapati	AHO.Pkd	100	3.3	17.4	0.7134	5	0.96	5	0.5	4	0.6	10	0.5	0	0	0	0.22	6.7934		
<b>Total</b>		<b>100</b>	<b>3.3</b>	<b>17.4</b>	<b>0.7134</b>	<b>5</b>	<b>0.96</b>	<b>5</b>	<b>0.5</b>	<b>4</b>	<b>0.6</b>	<b>10</b>	<b>0.5</b>	<b>0</b>	<b>0</b>	<b>0</b>	<b>0</b>	<b>0.22</b>	<b>6.7934</b>		
<b>Total Target</b>				<b>600</b>	<b>19.8</b>	<b>400</b>	<b>16.4</b>	<b>26</b>	<b>4.992</b>	<b>20</b>	<b>2</b>	<b>24</b>	<b>3.6</b>	<b>60</b>	<b>3</b>	<b>0</b>	<b>0</b>	<b>0</b>	<b>1.56</b>	<b>51.352</b>	
12	M/s 3f Oil Palm Agrotech pvt Ltd.,Dhenkanal	Dhenkanal	Dhenkanal	150	4.95	100	4.1	5	0.96	5	0.5	4	0.6	5	0.25	0	0	0	0.29	11.65	
13			AHO.K.nagar	150	4.95	30	1.23	5	0.96	5	0.5	4	0.6	5	0.25	0	0	0	0.23	8.72	
14			AHO.Hindol	0	0	0	0	1	0.192	5	0.5	3	0.45	5	0.25	0	0	0	0.05	1.442	
<b>Total</b>		<b>300</b>	<b>9.9</b>	<b>130</b>	<b>5.33</b>	<b>11</b>	<b>2.112</b>	<b>15</b>	<b>1.5</b>	<b>11</b>	<b>1.65</b>	<b>15</b>	<b>0.75</b>	<b>0</b>	<b>0</b>	<b>0</b>	<b>0</b>	<b>0.57</b>	<b>21.812</b>		
15		Cuttack	Cuttack	0	0	0	0	4	0.768	0	0	3	0.45	5	0.25	0	0	0	0.03	1.498	
16			Athagarh	0	0	0	0	4	0.768	0	0	3	0.45	5	0.25	0	0	0	0.03	1.498	
17	Banki		0	0	0	0	2	0.384	0	0	3	0.45	5	0.25	0	0	0	0.1	1.184		
<b>Total</b>	<b>0</b>		<b>0</b>	<b>0</b>	<b>0</b>	<b>10</b>	<b>1.92</b>	<b>0</b>	<b>0</b>	<b>9</b>	<b>1.35</b>	<b>15</b>	<b>0.75</b>	<b>0</b>	<b>0</b>	<b>0</b>	<b>0</b>	<b>0.16</b>	<b>4.18</b>		
18	Jaipur	Jaipur	200	6.6	70	2.87	3	0.576	5	0.5	4	0.6	10	0.5	0	0	0	0.29	11.936		
<b>Total</b>		<b>200</b>	<b>6.6</b>	<b>70</b>	<b>2.87</b>	<b>3</b>	<b>0.576</b>	<b>5</b>	<b>0.5</b>	<b>4</b>	<b>0.6</b>	<b>10</b>	<b>0.5</b>	<b>0</b>	<b>0</b>	<b>0</b>	<b>0</b>	<b>0.29</b>	<b>11.936</b>		

SI No.	Name of the Company	Name of the District	Name of Hort/AHO	Maintenance				Demonstration				Farmers training @Rs.15000/- per training		Exposure Visit @Rs.5000/- per person		Exposure Visit for Officials@ Rs.1.5 laks per person		Publicity	Contigen cies / Mobility & Ext.	Total
				2rd yr Maint @Rs3300/-		4th yr Maint @Rs4100/-		New plantation & 1st yr maint @Rs.19200/-per ha		2nd yr maint @Rs.10000/- per ha										
				2010-11 Plant		2008-09 Plantation				2010-11 Plant										
				Phy in	Fin in	Phy in	Fin in	Phy in	Fin	Phy in	Fin in Rs	Nos	Fin	Nos	Fin	Nos	Fin	Fin	Fin	Fin in Rs
<b>Total Target</b>				<b>500</b>	<b>16.5</b>	<b>200</b>	<b>8.2</b>	<b>24</b>	<b>4.608</b>	<b>20</b>	<b>2</b>	<b>24</b>	<b>3.6</b>	<b>40</b>	<b>2</b>	<b>0</b>	<b>0</b>	<b>0</b>	<b>1.02</b>	<b>37.928</b>
19	M/s Ruchi Soya Industries Ltd., Balasore	Mayurbhanja	Baripada	100	3.3	0	0	4	0.768	5	0.5	4	0.6	10	0.5	0	0	0	0.2	5.868
20			Rairangpur	100	3.3	0	0	4	0.768	5	0.5	4	0.6	10	0.5	0	0	0	0.2	5.868
21			Udala	100	3.3	0	0	4	0.768	5	0.5	4	0.6	10	0.5	0	0	0	0.2	5.868
22			Karanja	100	3.3	0	0	4	0.768	4	0.4	4	0.6	10	0.5	0	0	0	0.2	5.768
			<b>Total</b>	<b>400</b>	<b>13.2</b>	<b>0</b>	<b>0</b>	<b>16</b>	<b>3.072</b>	<b>19</b>	<b>1.9</b>	<b>16</b>	<b>2.4</b>	<b>40</b>	<b>2</b>	<b>0</b>	<b>0</b>	<b>0</b>	<b>0</b>	<b>0.8</b>
23		Bhadrak	Bhadrak	0	0	0	0	3	0.576	0	0	4	0.6	10	0.5	0	0	0	0.05	1.726
			<b>Total</b>	<b>0</b>	<b>0</b>	<b>0</b>	<b>0</b>	<b>3</b>	<b>0.576</b>	<b>0</b>	<b>0</b>	<b>4</b>	<b>0.6</b>	<b>10</b>	<b>0.5</b>	<b>0</b>	<b>0</b>	<b>0</b>	<b>0.05</b>	<b>1.726</b>
24		Balasore	Balasore	100	3.3	0	0	2	0.384	6	0.6	4	0.6	10	0.5	0	0	0	0.25	5.634
25			Nilagiri	100	3.3	0	0	2	0.384	5	0.5	4	0.6	10	0.5	0	0	0	0.2	5.484
			<b>Total</b>	<b>200</b>	<b>6.6</b>	<b>0</b>	<b>0</b>	<b>4</b>	<b>0.768</b>	<b>11</b>	<b>1.1</b>	<b>8</b>	<b>1.2</b>	<b>20</b>	<b>1</b>	<b>0</b>	<b>0</b>	<b>0</b>	<b>0.45</b>	<b>11.118</b>
<b>Total Target</b>				<b>600</b>	<b>19.8</b>	<b>0</b>	<b>0</b>	<b>23</b>	<b>4.416</b>	<b>30</b>	<b>3</b>	<b>28</b>	<b>4.2</b>	<b>70</b>	<b>3.5</b>	<b>0</b>	<b>0</b>	<b>0</b>	<b>1.3</b>	<b>36.216</b>
26	Vaidei Palm pvt ltd	Nayagarh	Nayagarh	241	7.953	0	0	5	0.96	5	0.5	4	0.6	10	0.5	0	0	0	0.29	10.803
27			Nandanban	0	0	0	0	3	0.576	0	0	4	0.6	10	0.5	0	0	0	0.05	1.726
28			<b>Total</b>	<b>241</b>	<b>7.953</b>	<b>0</b>	<b>0</b>	<b>8</b>	<b>1.536</b>	<b>5</b>	<b>0.5</b>	<b>8</b>	<b>1.2</b>	<b>20</b>	<b>1</b>	<b>0</b>	<b>0</b>	<b>0</b>	<b>0.34</b>	<b>12.529</b>
29		Boudh	Boudh	59	1.947	0	0	3	0.576	5	0.5	4	0.6	10	0.5	0	0	0	0.12	4.243
			<b>Total</b>	<b>59</b>	<b>1.947</b>	<b>0</b>	<b>0</b>	<b>3</b>	<b>0.576</b>	<b>5</b>	<b>0.5</b>	<b>4</b>	<b>0.6</b>	<b>10</b>	<b>0.5</b>	<b>0</b>	<b>0</b>	<b>0</b>	<b>0.12</b>	<b>4.243</b>
<b>Total Target</b>				<b>300</b>	<b>9.9</b>	<b>0</b>	<b>0</b>	<b>11</b>	<b>2.112</b>	<b>10</b>	<b>1</b>	<b>12</b>	<b>1.8</b>	<b>30</b>	<b>1.5</b>	<b>0</b>	<b>0</b>	<b>0</b>	<b>0.46</b>	<b>16.772</b>
30	Estt.Officer	DH(O)		0	0	0	0	0	0	0	0	0	0	0	0	4	6	3	4.262	13.262
<b>G.Total</b>				<b>3000</b>	<b>99</b>	<b>838</b>	<b>34.358</b>	<b>100</b>	<b>19.2</b>	<b>100</b>	<b>10</b>	<b>100</b>	<b>15</b>	<b>250</b>	<b>12.5</b>	<b>4</b>	<b>6</b>	<b>3</b>	<b>9.886</b>	<b>209.05</b>